




Curriculum Area	Areas to be taught in school	Possible activities to be done at home
English	We will read the stories 'Hodgeheg' & 'The Day the Giant Stirred.' The children will write a character description & a new sequel for the Hodgeheg. We will look at effective adjectives & recap nouns & verbs. We will begin to look at writing speech within a story & using the correct punctuation.	Continue to give your child opportunities to read at least three times per week. Find out some facts about hedgehogs.
Maths	We will spend 2 weeks reviewing work from Year 2 – place value, number bonds, addition & subtraction, as well as multiplication & division. We will then start the Year 3 curriculum, beginning with place value. We will learn how to measure perimeter before looking at more formal methods for addition & subtraction.	Practise counting in 2s, 3s, 5s & 10s. Can you write your own word problems for the 2, 5 & 10 times tables? Spend time on 'studio' & 'garage' on Times Table Rockstars.
Science – Chemistry	In science, we will be learning about rocks & soils. We will identify different types of rock & classify them. We will find out about fossils & investigate soils. We will find out about the life of Mary Anning.	Go on a rock hunt – do all rocks look the same? Can you describe the rocks you find? Find out about the White Cliffs of Dover.
History	We will be learning about the Stone Age by investigating the following questions: <ul style="list-style-type: none"> • How did early man survive in the Stone Age? • Why was Skara Brae important? • How did early man communicate? • What is Stonehenge? • Where did people live in the Stone Age? • What are druids? 	Think about living in the Stone Age: What would you miss the most? How is life different to now? Find out about food & create a Stone Age menu. 
Computing	We will be following the Coding Unit on Purple Mash. The coding lessons in these units are structured around the PRIMM approach: Predict...what this code will do; Run...the code to check your prediction; Investigate...look through the code to see if you were correct; Modify...the code to add detail, change actions/outcomes; Make... a new program that uses the same ideas in a different way. Get creative!	Log on to 2 Code on Purple Mash & look at the activities (let your teacher know if you need a reminder of your child's log in).

Year Group: 3	Class Teachers: Mrs Craggill & Miss Grocott	Term: Autumn 1, 2022
----------------------	--	-----------------------------

This half-term, we are learning...

<p>RE</p>	<p>We start the year learning about the Sikh religion. We will look to answer these questions:</p> <ul style="list-style-type: none"> • Who were the Sikhs & where did they originate? • What are the main beliefs of the Sikh community? • Why are Sikh children given the names they have? • How do the Sikhs show commitment to their faith? • What are the symbols of Sikhism? • How are Sikh children given their name? 	<p>Find out about one of the 10 Gurus & create a fact file about them.</p> 
<p>PE</p>	<p>In PE, we will be learning about football. We will develop passing, dribbling & shooting skills. We will also look at problem solving within PE where the focus is on applying tactics and understanding what makes an effective team.</p>	<p>Find out about a famous football player or football team. Play football with a friend/parent or guardian.</p>
<p>Music</p>	<p>In Year 3, children will have the opportunity to learn to play the ukulele with Miss Howard from Durham Music Service – she will teach each class fortnightly. In the other week, we will develop skills in playing the glockenspiel & looking at the question, 'How does music bring us closer together?'</p>	<p>Listen to some different styles of music – how many beats can you count? What instruments can you hear?</p>
<p>Art</p>	<p>We will study the artist Emily Carr, learning about her life before looking at & discussing similarities & differences between some of her key works of art. We will use her art work to develop our skills in using oil pastels.</p>	<p>Look at different landscapes by other artists. Is there a style that you like the best? Look for artists that have used oil pastels to create their art work.</p>
<p>French</p> 	<p>This half-term we will start to learn French. We will cover greetings & learning how to ask, 'What is your name?' & how to reply.</p>	<p>Ask your child to teach you how to ask: 'What is your name?' & to reply. Encourage them to ask family members their name & say hello & goodbye to them.</p>
<p>PSHE</p>	<p>In PSHE this half-term we will be learning all about health & wellbeing. We will look at healthy choices, identifying/talking about feelings & finally, how to develop healthy habits.</p>	<p>Keep a food/water/exercise/sleep record for a week. How could you make improvements to be more healthy?</p>

<p>Year Group: 3</p>	<p>Class Teachers: Mrs Craggill & Miss Grocott</p>	<p>Term: Autumn 1, 2022</p>
-----------------------------	---	------------------------------------