




This half-term, our topic is: Animal Antics

| Curriculum Area | Areas to be taught in school | Possible activities to be done at home |
|---|--|--|
| Communication & Language | This half-term, our topic is 'Animal Antics.' We will be learning all about mini-beasts & jungle animals. We will learn to name & describe these creatures & will be discussing where they can be found. We will be talking in full sentences & asking questions. | Go on a mini-beast hunt in the garden or park. Talk about the mini-beasts that you find: What is the mini-beast called? Can you describe the mini-beast?  Encourage your child to ask questions to find more information. |
| Personal, Social & Emotional Development | The children will discuss different feelings & emotions. We will talk about times when they have felt emotions such as: happy, angry, sad, calm & proud. We will also talk about friendships & how the children can negotiate with their friends during play. | Talk to your child about how they are feeling during different experiences at home. Talk about how to manage any negative emotions. Support your child in managing conflict with other children while playing. |
| Physical Development | This half-term, we will be learning some ball skills. We will explore moving a ball with our feet & learning how to dribble it. We will also be exploring moving a ball with our hands by pushing, rolling & bouncing. | Support your child to practise using their hands & feet to move a ball in different ways & to control it. |
| Literacy | This half-term, we will be reading a range of fiction, non-fiction & poetry books. We will be exploring the stories, 'The Very Hungry Caterpillar', 'Incy Wincy Spider', & 'Walking Through the Jungle'. In phonics, we will be learning to read longer words & words with the following endings: -ing, -ed, -est. We will also be continuing to write short sentences using the graphemes we have learnt. | Remember to listen to your child read their school reading book at least 3 times a week & return this book to school every Tuesday. Encourage your child to write simple words & sentences through tasks such as: <ul style="list-style-type: none"> • Writing a list of mini-beasts found in the garden; • Drawing & labelling a mini-beast or jungle animal; • Writing a short sentence about their favourite animal. |

| | | |
|--|---|--|
| <p>Mathematics</p> | <p>The children will be developing their knowledge of numbers to 10 and 20, including counting objects that cannot be moved, comparing amounts & using the vocabulary 'greater', 'less' & 'equal'. The children will also develop their understanding of addition & subtraction & explore number patterns.</p> | <p>Compare amounts when eating together using sweets/pieces of fruit etc. Practise counting forwards & backwards to 20. Use the vocabulary 'add' & 'subtract' with your children to solve problems, e.g. 'You have 2 sweets. If I add 2 more, how many do you have?'</p> |
| <p>Understanding the World</p> | <p>We will be learning about the life cycle of a butterfly. We will be investigating what mini-beasts look like & looking for them in our environment. We will also compare our local environment to the jungle & discuss similarities & differences.</p> | <p>Talk about mini-beasts when you are outside. Go looking for mini-beasts & talk about what they are. If the children have been to another country, discuss what was the same & different to our local environment.</p> |
| <p>Expressive Arts & Design</p> | <p>This half-term, we will be designing & making a jungle animal puppet to perform a show. We will be exploring how puppets work & using our fine motor skills to sew our own puppet. We will then evaluate how successful we have been at the end of the project.</p> <p>We will complete a range of independent activities linked to our topic to enable us to develop our cutting & creativity skills such as:</p> <ul style="list-style-type: none"> • Cutting a spiral snake; • Painting a butterfly; • Making a spider with concertina legs. | <p>Make your own jungle animal or mini-beast. Paint some mini-beast patterns. Draw or paint a mini-beast or jungle animal looking carefully at pictures to see what shapes & details you need.</p> <div style="display: flex; justify-content: space-around; align-items: center;">   </div> |